

Derby AC Treasurer's Report - 2022

1. Summary

2. Detail

a. Surplus of Income v Expenditure

b. Income and expenditure tables for key items
2018-2022

c. DAC cash position

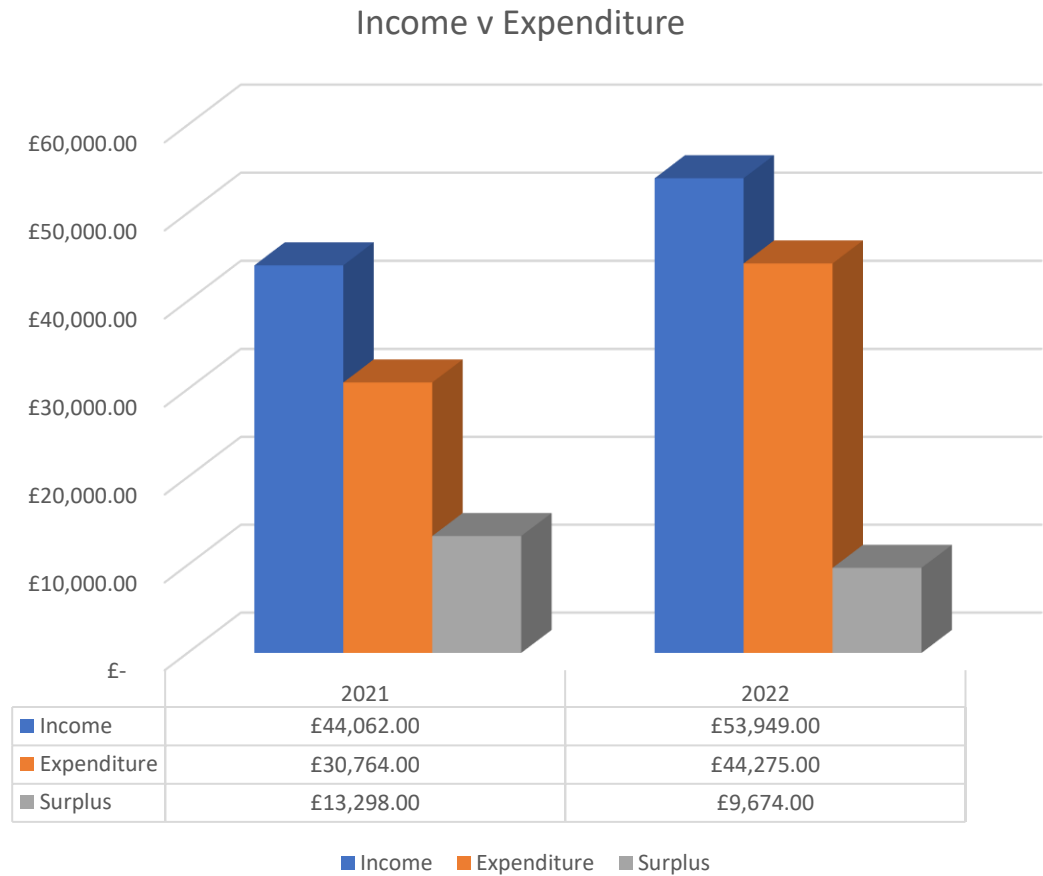
3. Conclusion / questions

1. Summary

1. In 2022 there was a net surplus of Income v Expenditure for the year (£9,674)
2. The surplus is mainly down to memberships, catering / kit and facility income (our 3 main income streams)
3. Membership income was £40,729 which represents a large increase from previous years
 - 2021 - £22,486
 - 2020 - £15,524
 - 2019 - £29,494
4. Track hire remains the largest cost at £19,464
5. Overall expenditure has increased. Key high cost (fixed) items are more aligned to 2019 with competition and running costs slightly higher than pre-pandemic
6. The club has healthy cash balances across Derby AC bank accounts – circa cash of £56,000
 - this includes £15,000 donation in 2022
 - this doesn't include Scottish Widows – circa £50k

2a. Income vs Expenditure – 2021 & 2022

1. 2022 – I&E surplus of £9,674
2. 2021 – I&E surplus of £13k
3. Income value for 2022 does not include legacy payment of £15,000.

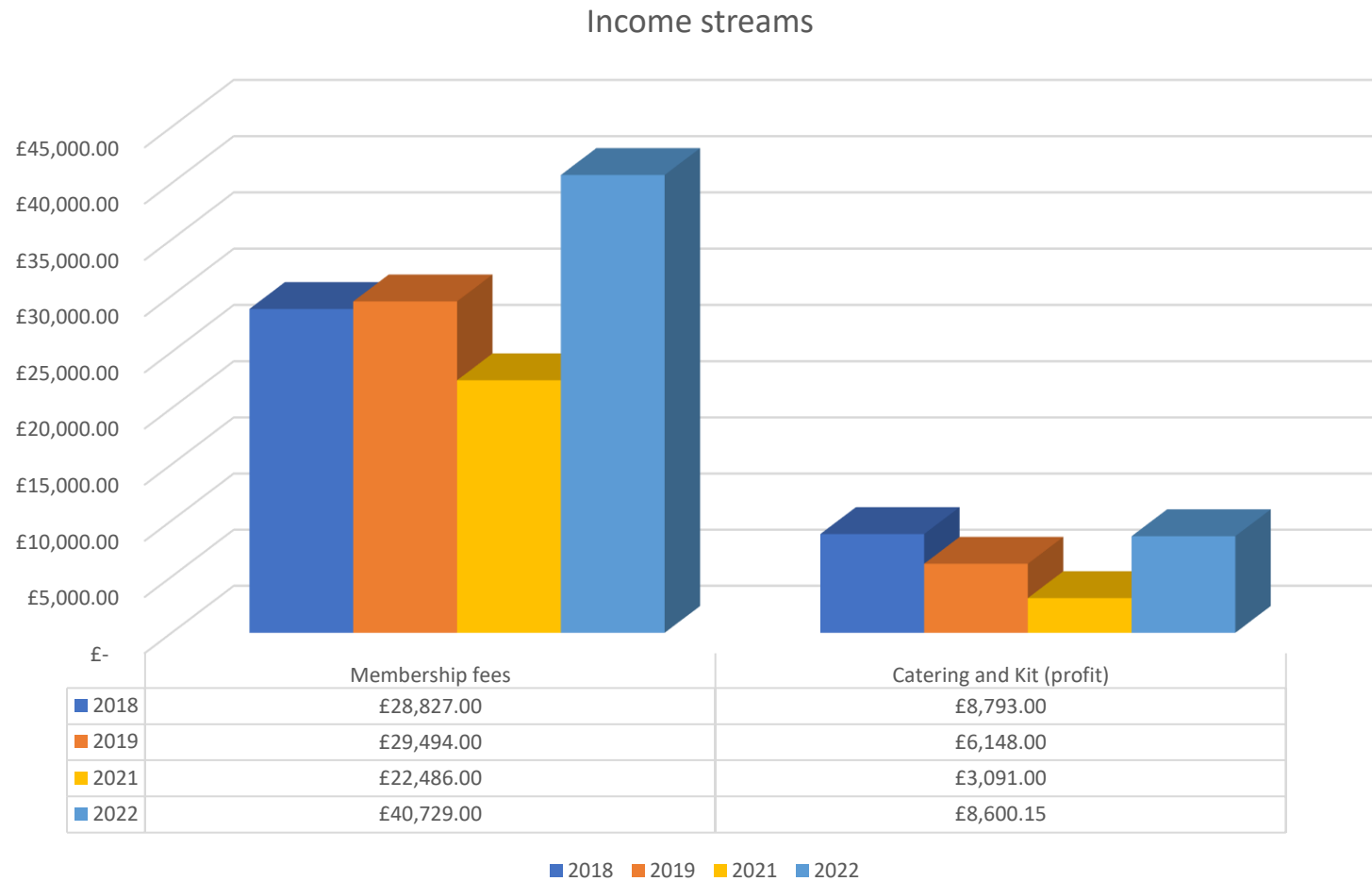


2a. Income vs Expenditure - 2022

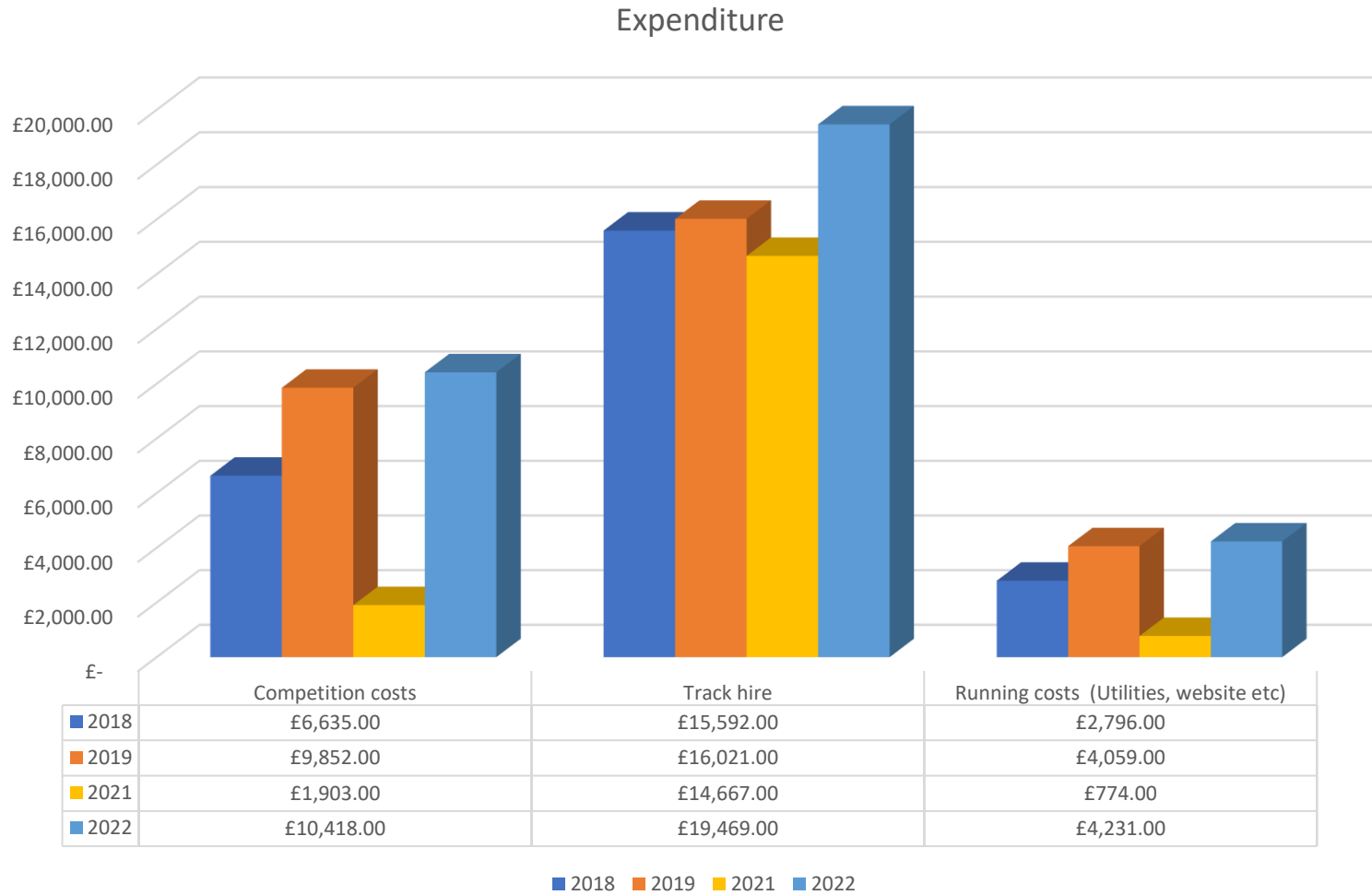
Row Labels	Sum of Amount
Clubhouse	10450.33
Catering and Kit	7025.33
Shop sales	7025.33
Comp catering	2685
County Champs	1320
Dada	240
Inter Counties	300
Master Champs	750
Mini League	75
Hire	740
Cycle Derby	740
Competition	1770
Facility Income	1770
Northern League	600
YDL	1170
Grant	500
England Athletics	500
Equipment	500
Membership	40729.3
Income	40729.3
General fees	22824.43
Juniors	17904.87
Miscellaneous	500
Income	500
Other	500
Grand Total	53949.63

Row Labels	Sum of Amount
Clubhouse	-9903.96
Catering and Kit	-3620.18
Clothing	-2943.79
Stock	-676.39
Running costs	-4231.64
Training	-2052.14
Equipment	-1694.88
Storage	-357.26
Competition	-10418.71
Coach hire	-750
Entry Fees	-7299.1
Facility Hire	-516.6
Other	-137.53
Other	-425.48
Safety	-1290
Derby CC / EA	-19469.49
Lease	-19469.49
Track time	-19469.49
Membership	-2718
England Athletics	-2708
affiliation	-2708
Expenditure	-10
Miscellaneous	-975
Advice	-615
Other	-360
Volunteers	-790
Coach Education	-150
Coach Education	-540
Officials Education	-100
Grand Total	-44275.16

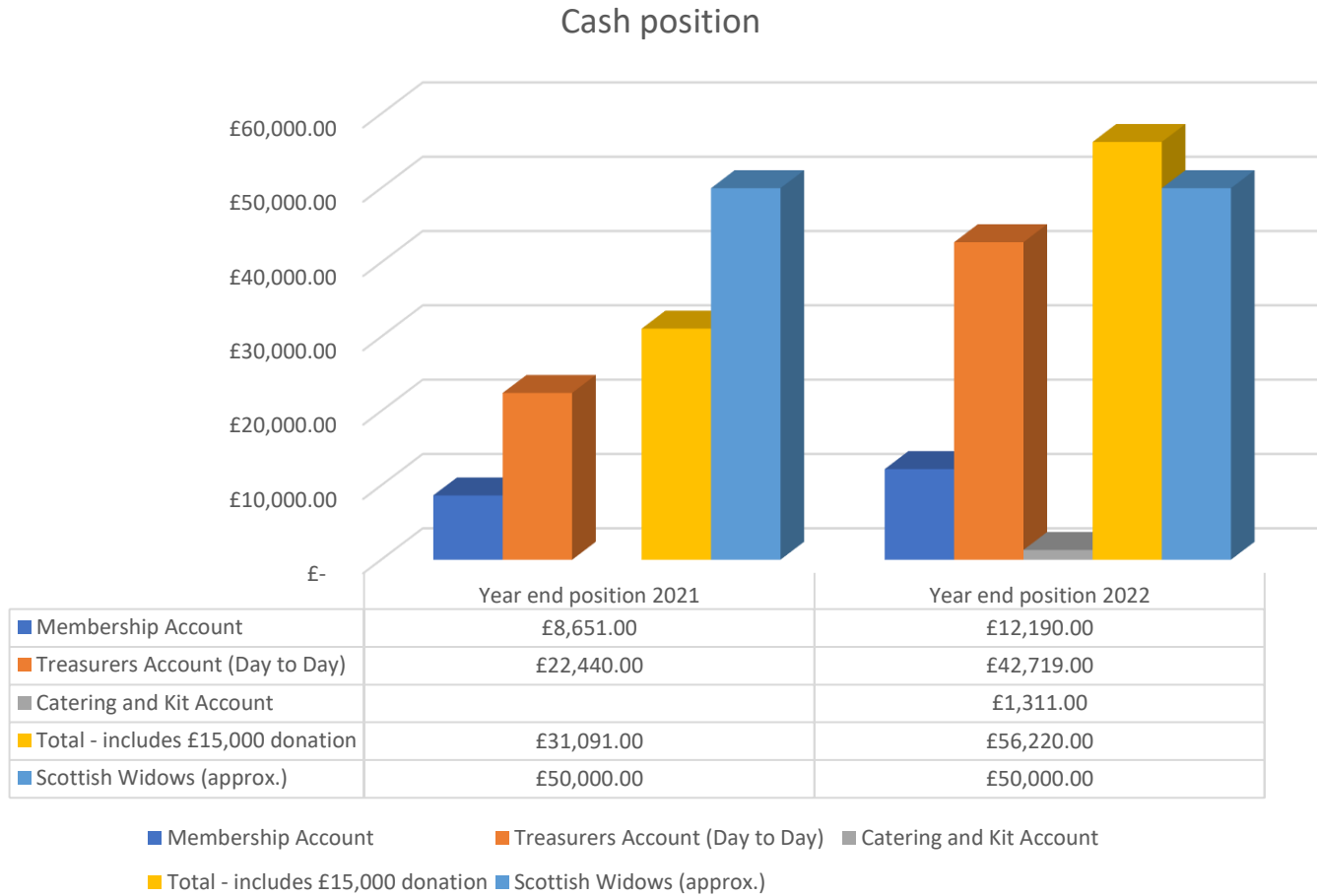
2b. Income chart for 2 main income streams 2018-2022



2b. Expenditure chart for 3 high cost items 2018-2022



2c. Derby AC bank accounts summary (cash position)



3. Closing comments (draft)

1. Club finances improved from 2021 and remain good, with another surplus in 2022
2. General membership fees lower than pre-pandemic levels but improving, however, junior academy providing significant income to add to general membership fees
3. Catering provides significant additional income (profit)
4. In year (2022) expenditure has increased. Track hire is the largest contributor to this alongside running costs and competition costs
5. Healthy cash position of £56k + £50k Scottish Widows
6. Questions / clarifications